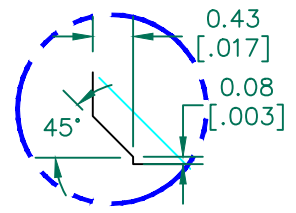


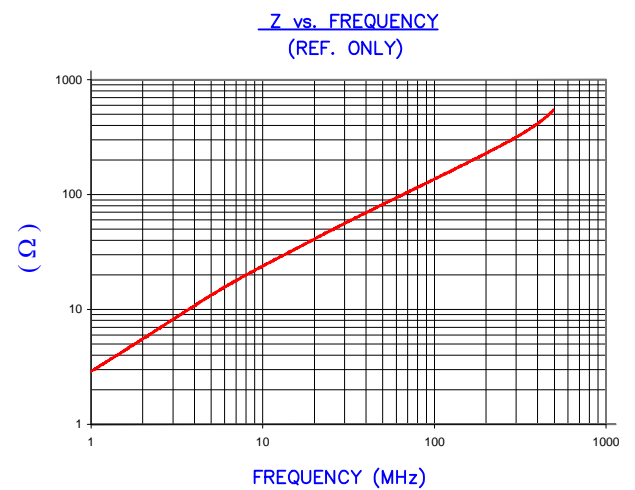
DETAIL A
SECTION A-A



DETAIL A
SCALE 13:1

UNCONTROLLED DOCUMENT

IMPEDANCE (Z)			
Frequency	25 MHz	100 MHz	300 MHz
Nominal (REF)	50 Ω	135 Ω	310 Ω
Minimum	- Ω	108 Ω	- Ω



AGILENT E4991A Impedance/Material Analyzer
HP 16092A-Test Fixture TEST REF. 3211

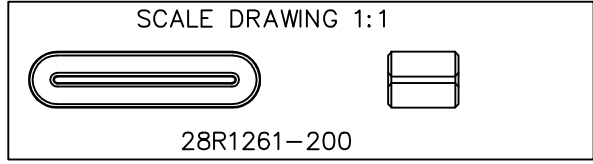
FERRITE CORE DIMENSIONS (SPEC):

A	32.00 [1.260]	± 0.64 [.025]
		+ 0.50 [.020]
B	25.10 [.988]	- 0.40 [.016]
C	9.70 [.382]	± 0.20 [.008]
D	7.75 [.305]	± 0.50 [.020]
		+ 0.50 [.020]
E	0.90 [.035]	- 0.30 [.012]

WEIGHT/1000 10.06 kgs [22.18 Lbs]

NOTES: UNLESS OTHERWISE SPECIFIED

1. COSMETIC SPECIFICATION REFER TO WI-QA-038.



DIMENSIONS ARE IN mm[INCHES].				This print is the property of Laird Tech. and is loaned in confidence subject to return upon request and with the understanding that no copies shall be made without the written consent of Laird Tech. All rights to design or invention are reserved.		Laird	
D	UPDATE COMPANY LOGO	06/19/15	QIU	PROJECT/PART NUMBER:		REV	DRAWN BY:
C	UPDATE Z SPECS & COMPANY LOGO	07/27/07	JRK	28R1261-200		D	TMB
B	UPDATE Z SPECS & ADD TEST REF#	08/19/05	TMB	DATE:	12/05/03	SCALE:	2 : 1
A	ORIGINAL DRAFT	12/05/03	TMB	CAD #	28R1261-200-D	TOOL #	R1261
REV	DESCRIPTION	DATE	INT			MATERIAL: FERRITE	