

|                   |      |               |
|-------------------|------|---------------|
| CUSTOMER TERMINAL | RoHS | LEAD(Pb)-FREE |
| Sn96%, Ag4%       | Yes  | Yes           |

more than you expect



ELECTRICAL SPECIFICATIONS @ 25°C unless otherwise noted:

| PARAMETER          | TEST CONDITIONS                        | VALUE             |
|--------------------|--|-------------------|
| D.C. RESISTANCE    | 1-2 @20°C                              | 0.164 ohms ±10%   |
| D.C. RESISTANCE    | 3-4 @20°C                              | 0.164 ohms ±10%   |
| INDUCTANCE         | 1-2 10kHz, 50mVAC, Ls                  | 3.3mH -30%/+50%   |
| INDUCTANCE         | 3-4 10kHz, 50mVAC, Ls                  | 3.3mH -30%/+50%   |
| SATURATION CURRENT | 1-4 tie(2+3), 20% rolloff from initial | 5.0A              |
| LEAKAGE INDUCTANCE | 1-4 tie(2+3), 10kHz, 50mVAC, Ls        | 90uH min.         |
| ⑥C/⑥B DIELECTRIC   | 1-Core tie(1+4), 1875VAC, 1 second     | 1500VAC, 1 minute |
| ⑥C DIELECTRIC      | 1-4 2514VAC, 1 second                  | 2011VAC, 1 minute |
| URNS RATIO         | (1-2):(4-3)                            | 1:1, ±2%          |

GENERAL SPECIFICATIONS:

OPERATING TEMPERATURE RANGE: -40°C to +125°C including temp rise.

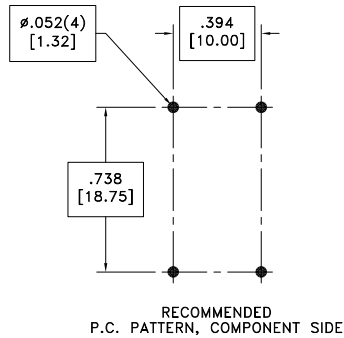
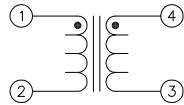
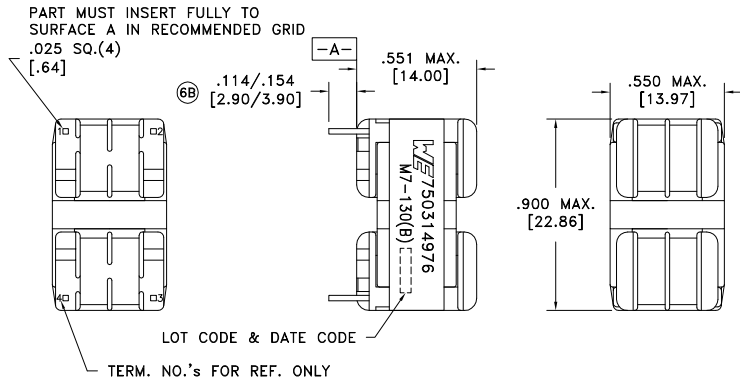
Rated Current: 2.0A (where DC current through both windings raises temperature of part by 40°C).

-Current must be de-rated when ambient temperature is above 85°C.

Designed to meet UL Recognized Insulation System M7-130(B), E106391.

⑥C/⑥B Designed to comply with UL 1993 for 347VACrms or VDC.

⑥C Designed to comply with UL 840 for 347VACrms or VDC for Overvoltage Category II and Pollution Degree II.



RECOMMENDED P.C. PATTERN, COMPONENT SIDE

Wire insulation & RoHS status not affected by wire color.  
Wire insulation color may vary depending on availability.

DETAILS SUBJECT TO CHANGE

|      |      |  |  |   |  |                              |
|------|------|--|--|---|--|------------------------------|
| REV. | DATE | Packaging Specifications<br>Method: Tray<br>PKG-0822<br>www.we-online.com/midcom |  | Tolerances unless otherwise specified:<br>Angles: ±1°<br>Fractions: ±1/64<br>Decimals: ±.005 [1.3]<br>Footprint: ±.001 [1.03] | DRAWING TITLE<br>⑥C <b>FILTER</b><br>COMMON MODE CHOKE | PART NO.<br><b>750314976</b> |
| 6C   | 8/15 |  |  |   | eiSos p/n: 750314976                                   |                              |
| 6B   | 6/15 |  |  |   |  |                              |
| 6A   | 5/15 | SEE REVISION SHEET FOR REVISION LEVEL  |  | This drawing is dual dimensioned. Dimensions in brackets are in millimeters.  |  |                              |

