



VAL-MS 350VF

Order No.: 2856582



<http://eshop.phoenixcontact.de/phoenix/treeViewClick.do?UID=2856582>

Surge voltage arrester consisting of base element with protective plug with a connection in series with a varistor and a gas-filled spark gap, for mounting on NS 35/7.5, nominal voltage: 230 V AC, 1-channel

Commercial data	
GTIN (EAN)	 4 017918 876845
Note	Made-to-order
sales group	J022
Pack	1 pcs.
Customs tariff	85363030
Catalog page information	Page 33 (TT-2009)

Product notes

WEEE/RoHS-compliant since:
06/07/2006



<http://www.download.phoenixcontact.com>
Please note that the data given here has been taken from the online catalog. For comprehensive information and data, please refer to the user documentation. The General Terms and Conditions of Use apply to Internet downloads.

Technical data

Standards	
Housing material	PA
Inflammability class acc. to UL 94	V0
Color	black

Standards for air and creepage distances	VDE 0110-1
	IEC 60664-1: 1992-10
Degree of protection	IP20
Mounting type	DIN rail: 35 mm
Design	DIN rail module, two-section, divisible
Number of positions	1
Ambient temperature (operation)	-40 °C ... 80 °C
Message: Surge protection fault	Optical
Direction of action	1L-N/PE
Width	17.70 mm
Height	65.50 mm
Length	89.80 mm
Pitch unit	1 Div.

Protective circuit

IEC category	II
	T2
EN type	T2
Nominal voltage U_N	230 V AC
Nominal DC sparkover voltage U_{agn}	600 V +30 % / -5 %
Arrester rated voltage U_C	350 V AC
Arrester rated voltage U_C (L-N)	350 V AC
Arrester rated voltage U_C (L-PEN)	350 V AC
Ground conductor current I_{PE}	$\leq 1 \mu\text{A}$
Max. discharge surge current I_{max} (8/20) μs	20 kA
Max. discharge surge current I_{max} (8/20) μs maximum (L-N)	20 kA
Max. discharge surge current I_{max} (8/20) μs maximum (L-PEN)	20 kA
Nominal discharge surge current I_n (8/20) μs	10 kA
Nominal discharge surge current I_n (8/20) μs (L-N)	10 kA
Nominal discharge surge current I_n (8/20) μs (L-PEN)	10 kA
Lightning test current (10/350) μs , peak value I_{imp}	3 kA
100% lightning impulse sparkover voltage (1.2/50) μs	$\leq 1.2 \text{ kV}$
Max. energy absorption (2 ms)	550 J

Protection level U_p	≤ 1.5 kV
Protection level U_p (L-N)	≤ 1.5 kV
Protection level U_p (L-PEN)	≤ 1.5 kV
Residual voltage	≤ 1 kV (at 5 kA)
Residual voltage (L-N)	≤ 1 kV (at 5 kA)
Residual voltage (L-PEN)	≤ 1 kV (at 5 kA)
Response time	≤ 100 ns
Response time (L-N)	≤ 100 ns
	≤ 100 ns
Max. required backup fuse with branch wiring	125 A (gL)
Short-circuit resistance I_p with max. backup fuse (effective)	25 kA
Short-circuit current self-quenching	1.5 kA (rms / without backup fuse)

Standards

Standards/regulations	IEC 61643-1 2005
	EN 61643-11/A11 2007
	NF C61-740 1995
	UL 1449

Certificates / Approvals



Certification

CB, CCA, CUL, GOST, KEMA, OEVE, UL

Accessories

Item	Designation	Description
Bridges		
2809209	MPB 18/1- 2	Wiring bridge for modules with connecting pitch 17.5 mm, 1-phase, 2-pos.
2809212	MPB 18/1- 3	Wiring bridge for modules with connecting pitch 17.5 mm, 1-phase, 3-pos.
2809225	MPB 18/1- 4	Wiring bridge for modules with connecting pitch 17.5 mm, 1-phase, 4-pos.

2748564	MPB 18/1- 6	Wiring bridge for modules with connecting pitch 17.5 mm, 1-phase, 6-pos.
2856278	MPB 18/1- 7 BU	Wiring bridge for modules with connecting pitch 17.5 mm, 1-phase, 7-pos., color: Blue
2748577	MPB 18/1- 8	Wiring bridge for modules with connecting pitch 17.5 mm, 1-phase, 8-pos.
2858470	MPB 18/1- 8 BU	Wiring bridge for modules with connecting pitch 17.5 mm, 1-phase, 8-pos., color: Blue
2748580	MPB 18/1- 9	Wiring bridge for modules with connecting pitch 17.5 mm, 1-phase, 9-pos.
2748593	MPB 18/1-12	Wiring bridge for modules with connecting pitch 17.5 mm, 1-phase, 12-pos.
2809238	MPB 18/1-57	Wiring bridge for modules with connecting pitch 17.5 mm, 1-phase, 57-pos.
2809241	MPB 18/3- 6	Wiring bridge for modules with connecting pitch 17.5 mm, 3-phase, 6-pos.
2809254	MPB 18/3- 9	Wiring bridge for modules with connecting pitch 17.5 mm, 3-phase, 9-pos.
2809283	MPB 18/4- 8	Wiring bridge for modules with connecting pitch 17.5 mm, 4-phase, 8-pos.
2809296	MPB 18/4-12	Wiring bridge for modules with connecting pitch 17.5 mm, 4-phase, 12-pos.
2818339	MPB F200X16/ 1GS	Wiring bridge flexible, diameter 16 mm ² , with a fork-type cable lug on one side, length: 200 mm
2818342	MPB F400X16/ 1GS	Wiring bridge flexible, diameter 16 mm ² , with a fork-type cable lug on one side, length: 400 mm
2818355	MPB F600X16/ 1GS	Wiring bridge flexible, diameter: 16 mm ² , with a fork-type cable lug on one side, length: 600 mm

General

2749880	DK-BIC-35	Feed-through terminal block for VAL and FLT applications
2856595	VAL-MS 350 VF ST	surge protection connector type 2 with series connection consisting of varistor and gas-filled spark gap for VAL-MS base element, thermal monitoring, visual fault warning. Design: 350 V AC

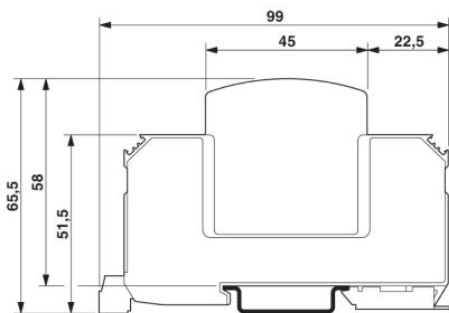
Marking

1051993	B-STIFT	Marker pen, for manual labeling of unprinted Zack strips, smear-proof and waterproof, line thickness 0.5 mm
2749589	ZBN 18,LGS:ERDE	Marking labels, printed horizontally, strips with 5 labels, GND (grounding symbol), color: White
2749576	ZBN 18,LGS:L1-N,ERDE	Marker labels, printed horizontally, strips with 5 labels, L1, L2, L3, N, GND, color: white

0800763	ZBN 18:SO/CMS	Marker labels, 5-section, special printing, labeled according to customer requirements (Please specify the required marking with order), for terminal width: 17.5 mm, color: White
2809128	ZBN 18:UNBEDRUCKT	Unprinted marker labels, strips with 5 labels for individual labeling with M-PEN or CMS system, for terminal block width: 17.5 mm, color: White

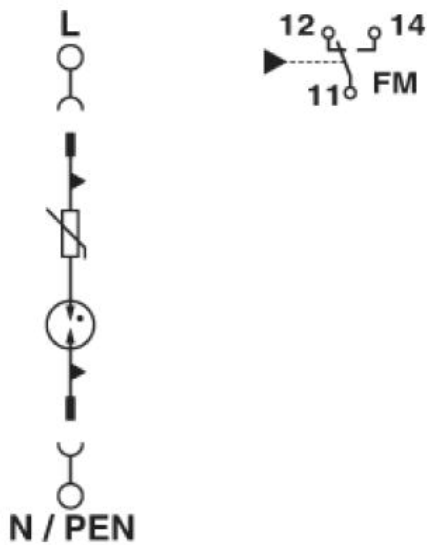
Diagrams/Drawings

Dimensioned drawing



The illustration shows the dimensional drawing for a version with remote indicator contact

Circuit diagram



The figure shows a version with FM contact

Address

PHOENIX CONTACT Deutschland GmbH
Flachmarktstr. 8
32825 Blomberg, Germany
Phone +49 5235 3 12000
Fax +49 5235 3 41200
<http://www.phoenixcontact.de>



© 2011 Phoenix Contact
Technical modifications reserved;